


NEW State Champion MARK MAUTHE

Going into the final game the defending champion, Randy Rein of Mosinee had two losses but faced arch rival Don Kangas of Colgate. On the next court Mark Mauthe, Platteville, with one loss was playing John Udelhofen, Barneveld. Then there was Kent Anderson of Menomonie also with only one loss playing Roger Comero. Anderson had earlier received that one red "L." from Mauthe.

Horseshoe prognosticators were quick to point out the possibility of a three-way play-off. Rein would have to win – against the faltering Kangas which he did. Comero would have to overtake Anderson – and that too happened. But Mauthe, however, won that final game over Udelhofen for the undisputed 1999 State title.

Mauthe effectively broke the ten year hold that Rein, Kangas, and Udelhofen have had in the Wisconsin Men's Champions column.

Gus Schram, the Ringle-Single man, was the "A" class move up by virtue of a play-off. In the Championship class he tied Kangas at 4 wins accepting seventh place by virtue of percentage.



Lorraine Sternberg grabs 6th State Title



The Womens division was decided in the seventh and final game. Edi McKinney of Luck, a former champion herself had won six times this day. She faced Lorraine Sternberg from Richfield, the other end of the state. Neither had lost a game and McKinney, based on previous games, was pitching better. First to forty points, however, was Sternberg as she grabbed her sixth State Championship. The defending champion, Gert Wilcziek was forced to withdraw her

entry due to a physical handicap at least a week before the event.

Three women moved up from "A" class, the winner, Judi Hayden, Mondovi, Elaine Troullier and Gloria Smith.

Clayton Gage wins 5th Elders in Play-off



The Elders 30 foot class, mistakenly anticipated to be a one man show turned into a three way play-off. Mer

Sorensen, DePere upset defending champion, Clayton Gage of Milltown to set the stage only to be overcome by Don Hostrup, Fredric in the opening play-off game, Hostrup then dropped the final as Gage saved his fifth consecutive State Championship title.

Elders A, mixed with the championship group produced Merrill Semingson in first, Leroy Meyer, Appleton, second, and George Draeger Marshfield claiming the third place trophy.

Auburndale's Nichole Riehle marks 3rd time




Nichole Riehle, a three time State Champion, will forever have her name listed in the WHPA state program book. Perhaps it will be followed by her sister

Tina's name someday. This day Tina was second, and Tava Cook of Stratford third. Nichole Hickehler, in fourth should be congratulated as the most aggressive pitcher in the 1999 State Tournament. Although outclassed with the lowest entering average (02.4%) and in a championship class, she, without winning a game turned in a triple average-up to near 8%. Be great to see her name as a champion.

Often overlooked is the Junior Scholarship Award. Nichole Riehle has earned – at least \$900 to date for her 3 state titles.

It had to be a Dahl - Barry does it again




Exhibiting some of highest percentage games of the entire State Tournament, the Dahl boys of Trempealeau traded swats again this year. Dustin who had it together for the World may have had this set of games out of order. Going into

the final game even, Barrent came up the victor for his second State Championship running.


A Boys mixed with the Championship class shows Jamey Miller of Butternut first, Jesse Zepplin, Stratford, second, and Ryan Anderson, Menomonie winning the third place trophy.



Cliff & Elaine Troullier were honored for their years of service as "Game Related Sales" distributors.



Gus Schram
Class A



John Molling
Class B



Pat Spahn
Class C



Jerry Schroeder
Class D




Rick Poppe
Class E



George Eckstrom
Class F




Tom Costa Sr
Class G



Bill Matey
Class H



Jason Goldsmith
Class I




John Mills
Class J



Ken Davison
Class K



"Sonny" Cockroft
Class L



Don Kampfer
Class M



Art Collien
Class N



Mike Steinke
Class O



Jason Maki
Class P

WISCONSIN STATE TOURNAMENT 1999

SANCTIONED TOURNAMENT NUMBER 28-99-030

SEPT 4 - 5, 1999

| | | JUNIOR BOYS - CHAMPIONS/A 40 Point | | W-L | H/G | Rs | S/P | PERCENT |
|-----|----|------------------------------------|-----------|-----|--------|-----|-----|---------|
| 1st | CH | BARRENT DAHL | WI 280683 | 1-0 | 79.16% | 117 | 162 | 72.22% |
| 2nd | CH | DUSTIN DAHL | WI 280685 | 0-1 | 86.36% | 113 | 168 | 67.26% |
| 1st | A | JAMEY MILLER | WI 280473 | 3-0 | 65.38% | 73 | 174 | 41.95% |
| 2nd | A | JESSE ZEPPLIN | WI 280390 | 1-2 | 40.00% | 69 | 206 | 33.49% |
| 3rd | A | RYAN ANDERSON | WI 280490 | 1-2 | 50.00% | 57 | 190 | 30.00% |
| 4th | A | MICHAEL SPAHN | WI 280464 | 1-2 | 29.16% | 41 | 172 | 23.83% |

| | | JUNIOR BOYS - CLASS B (50 Shoes) | | W-L | H/G | Rs | S/P | PERCENT |
|-----|----|----------------------------------|-----------|-----|--------|----|-----|---------|
| 1st | | MICHAEL STANKE | WI 280463 | 5-0 | 30.00% | 40 | 250 | 16.00% |
| 2nd | | CYLE CLEVELAND | WI 280496 | 4-1 | 12.00% | 22 | 250 | 8.80% |
| 3rd | = | JOSHUA CLEVELAND | WI 280429 | 2-3 | 10.00% | 13 | 250 | 5.20% |
| 3rd | = | DOUGLAS MAIER JR | WI 280462 | 2-3 | 10.00% | 13 | 250 | 5.20% |
| 5th | ** | JUSTIN SCHULZ | WI 280541 | 2-3 | 8.00% | 11 | 250 | 4.40% |
| 6th | | A PACER | {Pacer} | 0-5 | 28.00% | 61 | 250 | 24.40% |

| | | JUNIOR GIRLS CHAMPIONSHIP - CHAMPIONS 40 Points | | W-L | H/G | Rs | S/P | PERCENT |
|-----|---|---|-----------|-----|--------|----|-----|---------|
| 1st | # | NICOLE RIEHLE | WI 280517 | 6-1 | 39.47% | 97 | 332 | 29.21% |
| 2nd | | TINA RIEHLE | WI 280471 | 5-2 | 37.03% | 83 | 366 | 22.67% |
| 3rd | | TAVA COOK | WI 280253 | 2-4 | 25.00% | 59 | 324 | 18.20% |
| 4th | | NICOLA HICKETHEIR | WI 280431 | 0-6 | 13.51% | 24 | 306 | 7.84% |

| | | MEN - CHAMPIONS 40 Points | | W-L | H/G | Rs | S/P | PERCENT |
|------|-----|---------------------------|-----------|-----|--------|-----|-----|---------|
| 1st | | MARK MAUTHE | WI 280054 | 8-1 | 76.92% | 331 | 498 | 66.46% |
| 2nd | * | RANDY REIN | WI 280017 | 7-2 | 78.57% | 327 | 466 | 70.17% |
| 3rd | * | KENT ANDERSON | WI 280155 | 7-2 | 80.55% | 307 | 484 | 63.42% |
| 4th | ** | JOHN UDELHOFEN | WI 280133 | 5-4 | 81.03% | 319 | 482 | 66.18% |
| 5th | ** | ROGER COMERO | WI 280348 | 5-4 | 67.85% | 328 | 532 | 61.65% |
| 6th | *** | DON KANGAS | WI 280333 | 4-5 | 67.56% | 314 | 514 | 61.08% |
| 7th | *** | GUS SCHRAM | WI 280094 | 4-5 | 67.24% | 280 | 500 | 56.00% |
| 8th | | JOHN KOEPP III | WI 280193 | 3-6 | 65.15% | 275 | 484 | 56.81% |
| 9th | | JOHN CROOK | WI 280080 | 2-7 | 65.51% | 236 | 428 | 55.14% |
| 10th | | STEVE WIEGERT | WI 280203 | 0-9 | 51.61% | 161 | 408 | 39.46% |

| | | MEN - CLASS A (50 Shoes) | | W-L | H/G | Rs | S/P | PERCENT |
|-----|---|--------------------------|-----------|-----|--------|-----|-----|---------|
| 1st | # | GUS SCHRAM | WI 280094 | 6-2 | 62.00% | 212 | 400 | 53.00% |
| 2nd | | HARRY NELSON | WI 280093 | 5-3 | 58.00% | 195 | 400 | 48.75% |
| 3rd | * | BERNARD CARLEY | WI 280177 | 4-3 | 62.00% | 196 | 350 | 56.00% |
| 4th | * | LARRY BARBER | WI 280045 | 4-3 | 64.00% | 190 | 350 | 54.28% |
| 5th | * | BRIAN REPINSKI | WI 280433 | 4-3 | 70.00% | 185 | 350 | 52.85% |
| 6th | | TOM ENDLER | WI 280137 | 3-4 | 60.00% | 183 | 350 | 52.28% |
| 7th | | RON BROCKWAY | WI 280370 | 2-5 | 54.00% | 163 | 350 | 46.57% |
| 8th | | VINCE JAKEL | WI 280161 | 1-6 | 48.00% | 146 | 350 | 41.71% |

| | | MEN - CLASS B (50 Shoes) | | W-L | H/G | Rs | S/P | PERCENT |
|-----|----|--------------------------|-----------|-----|--------|-----|-----|---------|
| 1st | | JOHN MOLLING | WI 280567 | 6-1 | 66.00% | 190 | 350 | 54.28% |
| 2nd | * | GLENN BOGENSCHNEIDER | WI 280204 | 5-2 | 66.00% | 170 | 350 | 48.57% |
| 3rd | * | TONY SCRIMA | WI 280113 | 5-2 | 54.00% | 163 | 354 | 46.04% |
| 4th | | LLOYD JOHNSON | WI 280240 | 4-3 | 60.00% | 166 | 350 | 47.42% |
| 5th | | KENNETH JAEGER SR | WI 280082 | 3-4 | 51.85% | 161 | 354 | 45.48% |
| 6th | ** | GERALD WEIKERT | WI 280075 | 2-5 | 54.00% | 163 | 350 | 46.57% |
| 7th | ** | KEN HEINRITZ | WI 280630 | 2-5 | 52.00% | 147 | 350 | 42.00% |
| 8th | | CHET HERMANSEN | WI 280016 | 1-6 | 58.00% | 138 | 350 | 39.42% |

(# INDICATES A PLAYOFF FOR 1st PLACE - MATCHED SETS OF STARS DENOTE TIES)

| MEN - CLASS C (50 Shoes) | | | | | W-L | H/G | Rs | S/P | PERCENT |
|--------------------------|-----------------------|---------|--------|--|-----|--------|-----|-----|---------|
| 1st # | PATRICK SPAHN | WI | 280536 | | 7-1 | 48.00% | 170 | 404 | 42.07% |
| 2nd | RON LINGARD | WI | 280060 | | 6-2 | 56.00% | 184 | 400 | 46.00% |
| 3rd * | CLIFF TROULLIER | WI | 280207 | | 5-2 | 58.00% | 173 | 350 | 49.42% |
| 4th * | GENE MASON | WI | 280202 | | 5-2 | 64.00% | 171 | 350 | 48.85% |
| 5th | KERRY MORRIS | WI | 280713 | | 3-4 | 50.00% | 138 | 350 | 39.42% |
| 6th | JIM LARSEN | WI | 280025 | | 2-5 | 48.00% | 118 | 354 | 33.33% |
| 7th ** | A PACER | {Pacer} | | | 0-7 | 38.00% | 112 | 350 | 32.00% |
| 8th ** | A PACER | {Pacer} | | | 0-7 | 38.00% | 96 | 350 | 27.42% |

| MEN - CLASS D (50 Shoes) | | | | | W-L | H/G | Rs | S/P | PERCENT |
|--------------------------|-----------------------|----|--------|--|-----|--------|-----|-----|---------|
| 1st # | JERRY SCHROEDER | WI | 280097 | | 7-1 | 52.00% | 180 | 400 | 45.00% |
| 2nd | L WIPPERFURTH | WI | 280104 | | 6-2 | 48.00% | 162 | 404 | 40.09% |
| 3rd | RANDY MILLER | WI | 280576 | | 5-2 | 58.00% | 158 | 350 | 45.14% |
| 4th | JACK ALGIERS | WI | 280434 | | 4-3 | 58.00% | 161 | 350 | 46.00% |
| 5th | KEN FRAME | WI | 280531 | | 3-4 | 44.00% | 127 | 350 | 36.28% |
| 6th | RICHARD HANSEN | WI | 280001 | | 2-5 | 46.00% | 125 | 350 | 35.71% |
| 7th * | WILLIAM SPAHN | WI | 280032 | | 1-6 | 50.00% | 143 | 350 | 40.85% |
| 8th * | ROGER POUTANEN | WI | 280402 | | 1-6 | 44.00% | 120 | 354 | 33.89% |

| MEN - CLASS E (50 Shoes) | | | | | W-L | H/G | Rs | S/P | PERCENT |
|--------------------------|-------------------------|----|--------|--|-----|--------|-----|-----|---------|
| 1st # | RICK POPPE | WI | 280261 | | 6-2 | 62.00% | 206 | 404 | 50.99% |
| 2nd | JULIAN TIJERINA | WI | 280134 | | 5-3 | 54.00% | 170 | 400 | 42.50% |
| 3rd | BOB GREGORICH | WI | 280168 | | 5-2 | 52.00% | 143 | 350 | 40.85% |
| 4th | RUEBEN ECKARDT | WI | 280144 | | 4-3 | 46.00% | 131 | 354 | 37.00% |
| 5th * | BILL HAGEN | WI | 280224 | | 3-4 | 48.00% | 130 | 350 | 37.14% |
| 6th * | JIM HAUPT | WI | 280003 | | 3-4 | 48.00% | 120 | 350 | 34.28% |
| 7th | TERRY STERNBERG | WI | 280005 | | 2-5 | 40.00% | 97 | 350 | 27.71% |
| 8th | ROBERT C ANDERSON | WI | 280126 | | 1-6 | 30.00% | 68 | 350 | 19.42% |

| MEN - CLASS F (50 Shoes) | | | | | W-L | H/G | Rs | S/P | PERCENT |
|--------------------------|-----------------------|---------|--------|--|-----|--------|-----|-----|---------|
| 1st | GEORGE ECKSTROM | WI | 280456 | | 7-0 | 54.00% | 149 | 350 | 42.57% |
| 2nd | JEFF GUSTAFSON | WI | 280026 | | 6-1 | 48.14% | 147 | 354 | 41.52% |
| 3rd * | DAVID PAUL | WI | 280325 | | 4-3 | 48.00% | 139 | 350 | 39.71% |
| 4th * | MARK STEVENS | WI | 280399 | | 4-3 | 44.00% | 117 | 354 | 33.05% |
| 5th | EDWARD HACK | WI | 280145 | | 3-4 | 46.29% | 136 | 358 | 37.98% |
| 6th ** | DAVE SEMINGSON | WI | 280569 | | 2-5 | 46.00% | 123 | 350 | 35.14% |
| 7th ** | DAVID AHO | WI | 280371 | | 2-5 | 38.00% | 113 | 350 | 32.28% |
| 8th | A PACER | {Pacer} | | | 0-7 | 42.00% | 113 | 350 | 32.28% |

| MEN - CLASS G (50 Shoes) | | | | | W-L | H/G | Rs | S/P | PERCENT |
|--------------------------|----------------------|----|--------|--|-----|--------|-----|-----|---------|
| 1st # | TOM COSTA SR | WI | 280484 | | 6-2 | 54.00% | 176 | 400 | 44.00% |
| 2nd | RAY GROSKINSKY | WI | 280661 | | 5-3 | 50.00% | 146 | 400 | 36.50% |
| 3rd * | JOHN SECORD | WI | 280002 | | 4-3 | 52.00% | 147 | 350 | 42.00% |
| 4th * | KEN OLSON | WI | 280132 | | 4-3 | 40.00% | 114 | 354 | 32.20% |
| 5th ** | HAROLD LAWS | WI | 280033 | | 3-4 | 46.00% | 128 | 354 | 36.15% |
| 6th ** | BRUCE MCLINN | WI | 280157 | | 3-4 | 38.00% | 110 | 354 | 31.07% |
| 7th *** | PAUL WILSON | WI | 280169 | | 2-5 | 36.00% | 112 | 354 | 31.63% |
| 8th *** | KEN KOSKY | WI | 280018 | | 2-5 | 34.00% | 92 | 350 | 26.28% |

| MEN - CLASS H (50 Shoes) | | | | | W-L | H/G | Rs | S/P | PERCENT |
|--------------------------|----------------------|----|--------|--|-----|--------|-----|-----|---------|
| 1st # | BILL MATEY | WI | 280486 | | 7-2 | 40.00% | 115 | 450 | 25.55% |
| 2nd * | DOUG MAIER | WI | 280209 | | 5-3 | 42.00% | 125 | 400 | 31.25% |
| 3rd * | GARY RACKOW | WI | 280475 | | 5-3 | 38.00% | 119 | 400 | 29.75% |
| 4th ** | RICHARD BAETEN | WI | 280199 | | 4-3 | 46.00% | 102 | 350 | 29.14% |
| 5th ** | DON GOLDSMITH | WI | 280040 | | 4-3 | 36.00% | 99 | 350 | 28.28% |
| 6th | ROGER JUEDES | WI | 280310 | | 3-4 | 38.00% | 114 | 350 | 32.57% |
| 7th *** | RICHARD CONRAD | WI | 280037 | | 1-6 | 34.00% | 88 | 350 | 25.14% |
| 8th *** | RANDY HANSEN | WI | 280271 | | 1-6 | 26.00% | 80 | 350 | 22.85% |

(# INDICATES A PLAYOFF FOR 1st PLACE - MATCHED SETS OF STARS DENOTE TIES)

| | | MEN - CLASS I (50 Shoes) | | W-L | H/G | Rs | S/P | PERCENT |
|--------|-----------------|--------------------------|--------|-----|--------|-----|-----|---------|
| 1st | JASON GOLDSMITH | WI | 280041 | 6-1 | 52.00% | 145 | 350 | 41.42% |
| 2nd * | OTIS WESSLEY | WI | 280578 | 5-2 | 54.00% | 136 | 350 | 38.85% |
| 3rd * | FRED DECORAH | WI | 280128 | 5-2 | 52.00% | 133 | 350 | 38.00% |
| 4th | ROBERT FRITZ | WI | 280487 | 4-3 | 44.00% | 120 | 354 | 33.89% |
| 5th ** | RUSSELL BURNS | WI | 280067 | 3-4 | 40.74% | 114 | 354 | 32.20% |
| 6th ** | JOHN CARLIN | WI | 280640 | 3-4 | 40.00% | 99 | 350 | 28.28% |
| 7th | KEN KREMNIETZER | WI | 280439 | 2-5 | 34.00% | 91 | 350 | 26.00% |
| 8th | EARL PAULSON | WI | 280063 | 0-7 | 18.00% | 52 | 350 | 14.85% |

| | | MEN - CLASS J (50 Shoes) | | W-L | H/G | Rs | S/P | PERCENT |
|--------|-----------------------|--------------------------|--------|-----|--------|-----|-----|---------|
| 1st | JOHN MILLS | WI | 280403 | 5-2 | 36.00% | 110 | 350 | 31.42% |
| 2nd * | RON BALSIGER | WI | 280450 | 4-3 | 46.00% | 112 | 350 | 32.00% |
| 3rd * | ED WHEELER | WI | 280760 | 4-3 | 40.00% | 103 | 350 | 29.42% |
| 4th * | DUANE GROSSEN | WI | 280476 | 4-3 | 36.00% | 98 | 350 | 28.00% |
| 5th * | GREGORY (JAMIE) BLYNN | WI | 280506 | 4-3 | 36.00% | 95 | 350 | 27.14% |
| 6th | JIM O'LOUGHLIN | WI | 280507 | 3-4 | 50.00% | 113 | 350 | 32.28% |
| 7th ** | RAY MALLO | WI | 280639 | 2-5 | 40.00% | 102 | 350 | 29.14% |
| 8th ** | JOHN GREGORICH | WI | 280124 | 2-5 | 34.00% | 87 | 350 | 24.85% |

| | | MEN - CLASS K (50 Shoes) | | W-L | H/G | Rs | S/P | PERCENT |
|--------|--------------------|--------------------------|--------|-----|--------|-----|-----|---------|
| 1st | KEN DAVISON | WI | 280190 | 6-1 | 34.00% | 109 | 350 | 31.14% |
| 2nd * | CHUCK HERMAN | WI | 280056 | 5-2 | 42.00% | 109 | 350 | 31.14% |
| 3rd * | JIM HEIM | WI | 280384 | 5-2 | 36.00% | 99 | 350 | 28.28% |
| 4th * | JERRY GRAVES | WI | 280180 | 5-2 | 32.00% | 92 | 350 | 26.28% |
| 5th | RON ZEPPLIN | WI | 280391 | 3-4 | 24.00% | 69 | 350 | 19.71% |
| 6th ** | DON BURMEISTER | WI | 280394 | 2-5 | 28.00% | 66 | 350 | 18.85% |
| 7th ** | RON BERG | WI | 280065 | 2-5 | 22.00% | 61 | 350 | 17.42% |
| 8th | EUGENE SATTERSTROM | WI | 280163 | 0-7 | 22.00% | 50 | 350 | 14.28% |

| | | MEN - CLASS L (50 Shoes) | | W-L | H/G | Rs | S/P | PERCENT |
|--------|------------------|--------------------------|--------|-----|--------|-----|-----|---------|
| 1st | BERNARD COCKROFT | WI | 280532 | 6-1 | 38.00% | 101 | 350 | 28.85% |
| 2nd * | ROBERT REHM | WI | 280112 | 4-3 | 32.00% | 94 | 350 | 26.85% |
| 3rd * | MEL COOK | WI | 280712 | 4-3 | 30.00% | 93 | 350 | 26.57% |
| 4th * | IVAN RUZIC | WI | 280280 | 4-3 | 36.00% | 87 | 350 | 24.85% |
| 5th * | DICK HENKEL | WI | 280478 | 4-3 | 30.00% | 85 | 350 | 24.28% |
| 6th ** | DAVE MILLER | WI | 280242 | 3-4 | 22.00% | 50 | 350 | 14.28% |
| 7th ** | JERRY KAMPS | WI | 280509 | 3-4 | 20.00% | 48 | 350 | 13.71% |
| 8th | A PACER | {Pacer} | | 0-7 | 50.00% | 102 | 300 | 34.00% |

| | | MEN - CLASS M (50 Shoes) | | W-L | H/G | Rs | S/P | PERCENT |
|--------|---------------|--------------------------|--------|-----|--------|-----|-----|---------|
| 1st | DON KAMPFER | WI | 280358 | 7-0 | 46.00% | 106 | 350 | 30.28% |
| 2nd | GUY FLEMING | WI | 280602 | 5-2 | 36.00% | 80 | 350 | 22.85% |
| 3rd * | ROB STRUEBING | WI | 280244 | 4-3 | 40.00% | 86 | 350 | 24.57% |
| 4th * | JOHN VAN DYK | WI | 280755 | 4-3 | 30.00% | 77 | 350 | 22.00% |
| 5th * | SCOTT KATER | WI | 280029 | 4-3 | 26.00% | 72 | 350 | 20.57% |
| 6th ** | ROGER OLSON | WI | 280241 | 2-5 | 24.00% | 72 | 350 | 20.57% |
| 7th ** | JOE ZOROMSKIS | WI | 280233 | 2-5 | 24.00% | 62 | 350 | 17.71% |
| 8th | A PACER | {Pacer} | | 0-7 | 50.00% | 145 | 350 | 41.42% |

| | | MEN - CLASS N (50 Shoes) | | W-L | H/G | Rs | S/P | PERCENT |
|-------|---------------|--------------------------|--------|-----|--------|-----|-----|---------|
| 1st # | ART COLLIEN | WI | 280010 | 7-1 | 44.00% | 118 | 400 | 29.50% |
| 2nd | KEITH STANKE | WI | 280521 | 6-2 | 38.00% | 108 | 400 | 27.00% |
| 3rd * | DEAN BAXTER | WI | 280019 | 5-2 | 29.31% | 84 | 358 | 23.46% |
| 4th * | WAYNE FRANZEN | WI | 280070 | 5-2 | 30.00% | 81 | 350 | 23.14% |
| 5th | DALE SHAMBERG | WI | 280660 | 3-4 | 32.00% | 93 | 358 | 25.97% |
| 6th | TOM STEINKE | WI | 280076 | 2-5 | 28.00% | 79 | 350 | 22.57% |
| 7th | JOHN N OLSON | WI | 280718 | 1-6 | 12.00% | 30 | 350 | 8.57% |
| 8th | PACER PACER | {Pacer} | | 0-7 | 46.00% | 71 | 350 | 20.28% |

(# INDICATES A PLAYOFF FOR 1st PLACE - MATCHED SETS OF STARS DENOTE TIES)

| | MEN | - | CLASS O | (50 Shoes) | W-L | H/G | Rs | S/P | PERCENT |
|-----|---------------|-------|---------|------------|-----|--------|----|-----|---------|
| 1st | MIKE STEINKE | | WI | 280516 | 7-0 | 28.00% | 82 | 354 | 23.16% |
| 2nd | TERRILL TECH | | WI | 280377 | 6-1 | 30.00% | 85 | 354 | 24.01% |
| 3rd | DAN DAVID | | WI | 280305 | 5-2 | 26.00% | 65 | 354 | 18.36% |
| 4th | TOM CUTTS | | WI | 280006 | 4-3 | 26.00% | 65 | 350 | 18.57% |
| 5th | DAN JAGLOWSKI | | WI | 280084 | 3-4 | 24.00% | 59 | 350 | 16.85% |
| 6th | DON PEROUTKA | | WI | 280543 | 2-5 | 24.00% | 62 | 354 | 17.51% |
| 7th | MERLIN LUDWIG | | WI | 280158 | 1-6 | 22.00% | 39 | 350 | 11.14% |
| 8th | A PACER | | {Pacer} | | 0-7 | 34.00% | 81 | 350 | 23.14% |

| | MEN | - | CLASS P | (50 Shoes) | W-L | H/G | Rs | S/P | PERCENT |
|--------|------------------|-------|---------|------------|-----|--------|----|-----|---------|
| 1st | JASON MAKI | | WI | 280570 | 6-1 | 30.00% | 64 | 354 | 18.07% |
| 2nd * | KEN WOOD | | WI | 280201 | 5-2 | 22.00% | 58 | 350 | 16.57% |
| 3rd * | GREG KOLTERMAN | | WI | 280436 | 5-2 | 14.00% | 32 | 350 | 9.14% |
| 4th ** | STEVE GUETZKE | | WI | 280316 | 4-3 | 20.37% | 43 | 354 | 12.14% |
| 5th ** | RANDY BENESZESKI | | WI | 280322 | 4-3 | 18.00% | 38 | 350 | 10.85% |
| 6th | RON TRUMAN | | WI | 280221 | 3-4 | 16.00% | 42 | 350 | 12.00% |
| 7th | WES PODVIN | | WI | 280313 | 1-6 | 14.00% | 22 | 350 | 6.28% |
| 8th | STEVE SIMONZ | | WI | 280454 | 0-7 | 18.00% | 39 | 350 | 11.14% |

(# INDICATES A PLAYOFF FOR 1st PLACE - MATCHED SETS OF STARS DENOTE TIES)

Tournament Statistics

- ⇒ There were 192 pitchers in 25 Classes in this 2 Day Tournament
- ⇒ 66,674 Shoes were pitched, with 23,115 ringers. This was an overall ringer percentage of 34.66%.
- ⇒ The highest ringer average was Barrent Dahl with 72.22%
- ⇒ 39.47% was the highest game for the Junior Girls and it was thrown by Nicole Riehle.
- ⇒ 86.36% was the highest game for the Junior Boys and it was thrown by Dustin Dahl.
- ⇒ 79.62% was the highest game for the Women and it was thrown by Edie McKinney.
- ⇒ 81.03% was the highest game for the Men and it was thrown by John Udelhofen.
- ⇒ 86.66% was the highest game by the Elders and it was thrown by Clayton Gage.

A great big thank you to all who helped keep score at this years State Tournament. It sure makes it a lot easier when we have dedicated people who pitched in and helped make this tournament such a success. And scorekeepers need extra recognition for their perseverance in sitting out there all day Saturday when it was so hot. Thank you!

Edie McKinney

Thank you also, Randy & Marge, for the Scorekeeper of the Year Award!

1999 Scorekeeper of the Year



Edie

McKinney

WI STATE TOURNAMENT 1999

SANCTIONED TOURNAMENT NUMBER 28-99-030
09/04/99

| WOMEN - CHAMPIONS 40 Points | | | | W-L | H/G | Rs | S/P | PERCENT |
|-----------------------------|------------------------|----|--------|-----|--------|-----|-----|---------|
| 1st | LORRAINE STERNBERG ... | WI | 280022 | 7-0 | 78.57% | 200 | 308 | 64.93% |
| 2nd | EDITH MCKINNEY | WI | 280039 | 6-1 | 79.62% | 235 | 330 | 71.21% |
| 3rd | PAM AIKEN | WI | 280077 | 5-2 | 68.51% | 196 | 334 | 58.68% |
| 4th * | SUZANNE HELENE | WI | 280303 | 3-4 | 70.00% | 191 | 324 | 58.95% |
| 5th * | ELAINE TROULLIER | WI | 280206 | 3-4 | 65.21% | 158 | 306 | 51.63% |
| 6th ** | JANE SMITH | WI | 280004 | 2-5 | 52.08% | 139 | 314 | 44.26% |
| 7th ** | GLORIA SMITH | WI | 280105 | 2-5 | 56.00% | 121 | 278 | 43.52% |
| 8th | JUDI HAYDEN | WI | 280426 | 0-7 | 47.91% | 117 | 290 | 40.34% |

| WOMEN - CLASS A (50 Shoes) | | | | W-L | H/G | Rs | S/P | PERCENT |
|----------------------------|------------------------|----|--------|-----|--------|-----|-----|---------|
| 1st | JUDI HAYDEN | WI | 280426 | 6-1 | 54.00% | 164 | 350 | 46.85% |
| 2nd | ELAINE TROULLIER | WI | 280206 | 5-2 | 56.00% | 162 | 350 | 46.28% |
| 3rd * | GLORIA SMITH | WI | 280105 | 4-3 | 60.00% | 159 | 350 | 45.42% |
| 4th * | TERESA DONAR | WI | 280015 | 4-3 | 50.00% | 141 | 350 | 40.28% |
| 5th ** | SYLVIA DAVID | WI | 280306 | 3-4 | 54.00% | 139 | 350 | 39.71% |
| 6th ** | KATHY HANSON | WI | 280188 | 3-4 | 54.00% | 138 | 350 | 39.42% |
| 7th | IDA HOSTRUP | WI | 280101 | 2-5 | 52.00% | 129 | 350 | 36.85% |
| 8th | PENNY STEINKE | WI | 280078 | 1-6 | 46.00% | 141 | 350 | 40.28% |

| WOMEN - CLASS B (50 Shoes) | | | | W-L | H/G | Rs | S/P | PERCENT |
|----------------------------|-----------------------|---------|--------|-----|--------|-----|-----|---------|
| 1st # | SONIA COOK | WI | 280327 | 7-1 | 44.00% | 153 | 404 | 37.87% |
| 2nd | SHARI DAVISON | WI | 280323 | 6-2 | 56.00% | 178 | 400 | 44.50% |
| 3rd | RENEE STERNBERG | WI | 280252 | 5-2 | 40.00% | 107 | 350 | 30.57% |
| 4th * | JOANNE ALLING | WI | 280458 | 4-3 | 40.00% | 114 | 354 | 32.20% |
| 5th * | BARBARA BAXTER | WI | 280687 | 4-3 | 44.00% | 99 | 350 | 28.28% |
| 6th | KAREN HENKEL | WI | 280479 | 2-5 | 42.00% | 112 | 350 | 32.00% |
| 7th | MARIE DONAR | WI | 280194 | 1-6 | 34.00% | 97 | 350 | 27.71% |
| 8th | A PACER | {Pacer} | | 0-7 | 36.00% | 62 | 350 | 17.71% |

| ELDERS 30 FEET - CHAMP/A 40 Points | | | | W-L | H/G | Rs | S/P | PERCENT |
|------------------------------------|---------------------------|---------|--------|-----|--------|-----|-----|---------|
| 1st # | CH CLAYTON GAGE | WI | 280012 | 3-1 | 86.66% | 229 | 318 | 72.01% |
| 2nd | CH DON HOSTRUP | WI | 280100 | 3-2 | 72.41% | 233 | 382 | 60.99% |
| 3rd | CH MERWYN SORENSON | WI | 280376 | 2-2 | 66.66% | 212 | 370 | 57.29% |
| 1st | A MERRILL SEMINGSON | WI | 280365 | 4-0 | 50.00% | 122 | 290 | 42.06% |
| 2nd | A LEROY MEYER | WI | 280011 | 3-1 | 50.00% | 116 | 298 | 38.92% |
| 3rd | A GEORGE DRAEGER | WI | 280328 | 2-2 | 58.33% | 86 | 256 | 33.59% |
| 4th | A JOHN MITCHELL | WI | 280423 | 1-3 | 38.46% | 85 | 286 | 29.72% |
| 8th | A PACER | {Pacer} | | 0-7 | 67.30% | 191 | 324 | 58.95% |

| ELDERS 30 FEET - CLASS B (50 Shoes) | | | | W-L | H/G | Rs | S/P | PERCENT |
|-------------------------------------|-------------------------|----|--------|-----|--------|----|-----|---------|
| 1st # | CARL GILBERTSON | WI | 280028 | 5-1 | 38.00% | 83 | 300 | 27.66% |
| 2nd | JEROME WEIS | WI | 280282 | 4-2 | 28.00% | 70 | 300 | 23.33% |
| 3rd | NORB STYZEWSKI | WI | 280331 | 3-2 | 44.00% | 63 | 250 | 25.20% |
| 4th * | OSCAR DONAR | WI | 280690 | 2-3 | 16.00% | 24 | 250 | 9.60% |
| 5th * | BOB WILKE | WI | 280573 | 2-3 | 14.00% | 22 | 250 | 8.80% |
| 6th | ROBERT W ANDERSON | WI | 280197 | 0-5 | 12.00% | 16 | 250 | 6.40% |

(# INDICATES A PLAYOFF FOR 1st PLACE - MATCHED SETS OF STARS DENOTE TIES)